

HEMPSTEAD 1960 BUSINESS CENTER

20220 HEMPSTEAD ROAD, HOUSTON, TX 77065



NORTHWEST SUBMARKET



GREAT ACCESS TO HWY 6/FM 1960, US-290, AND HEMPSTEAD



18'-23' CLEAR HEIGHT



TENANT-CONTROLLED HVAC



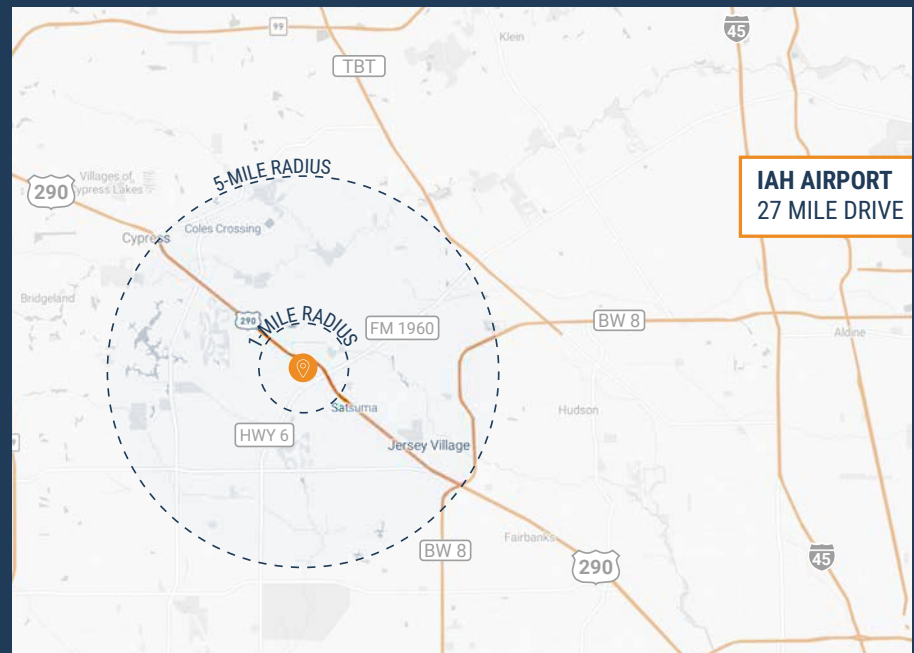
12' X 14' GRADE-LEVEL LOADING



18-WHEELER ACCESSIBLE



2,053 SF – 7,353 SF SUITES AVAILABLE



RYAN YOUNG

281.584.3320
RYAN.YOUNG@FORT-COMPANIES.COM

THOMAS PFEIFER

281.504.7460
THOMAS.PFEIFER@FORT-COMPANIES.COM



FORT CAPITAL

This information is deemed reliable, however, Fort Capital makes no guarantee, warranties, or representations as to the completeness or accuracy thereof.



FORT CAPITAL

HEMPSTEAD 1960 BUSINESS CENTER

20220 Hempstead Road
Houston, TX 77065

SITE PLAN



RYAN YOUNG

281.584.3320
RYAN.YOUNG@FORT-COMPANIES.COM

THOMAS PFEIFER

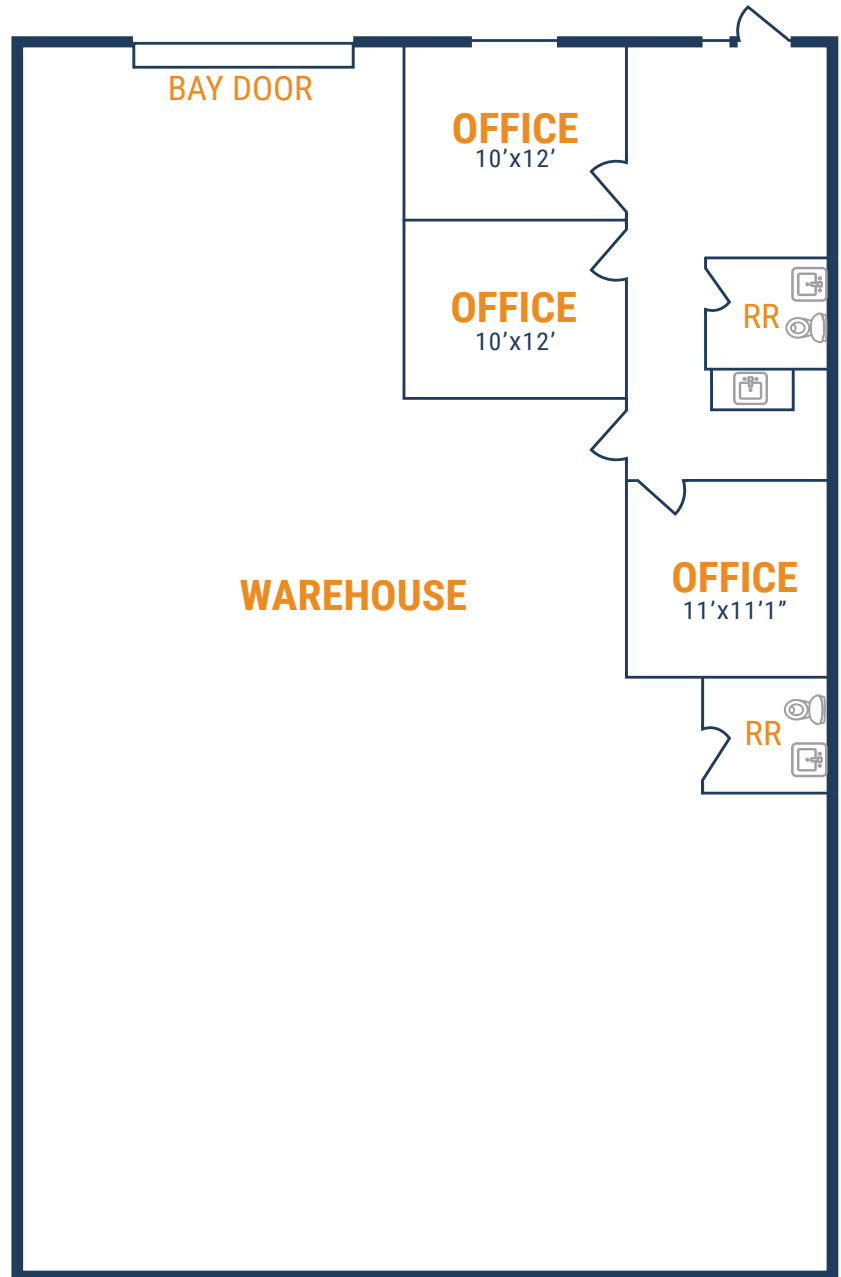
281.504.7460
THOMAS.PFEIFER@FORT-COMPANIES.COM

This information is deemed reliable, however, Fort Capital makes no guarantee, warranties, or representations as to the completeness or accuracy thereof.



FLOOR PLAN – AVAILABLE IMMEDIATELY

- » 3,019 SF Total Available
- » 452 SF Office
- » 2,567 SF Warehouse
- » (1) 12' x 14' Grade Level Door



RYAN YOUNG

281.584.3320
RYAN.YOUNG@FORT-COMPANIES.COM

THOMAS PFEIFER

281.504.7460
THOMAS.PFEIFER@FORT-COMPANIES.COM

This information is deemed reliable, however, Fort Capital makes no guarantee, warranties, or representations as to the completeness or accuracy thereof.



FORT CAPITAL

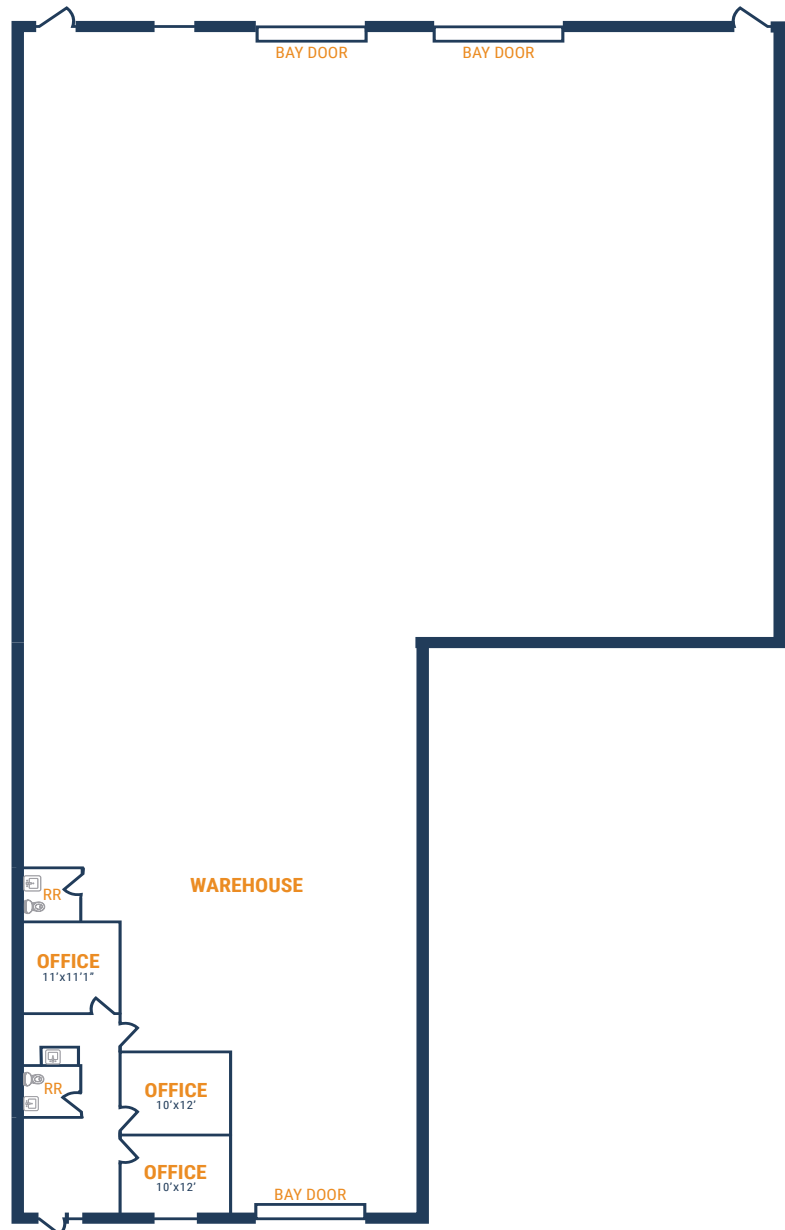
HEMPSTEAD 1960 BUSINESS CENTER

20220 Hempstead Road, Suite 21, 22, 23

Houston, TX 77065

FLOOR PLAN – AVAILABLE IMMEDIATELY

- » 8,091 SF Total Available
 - » 1,664 SF Office
 - » 6,427 SF Warehouse
- » (3) 12' x 14' Grade Level Door



RYAN YOUNG

281.584.3320
RYAN.YOUNG@FORT-COMPANIES.COM

THOMAS PFEIFER

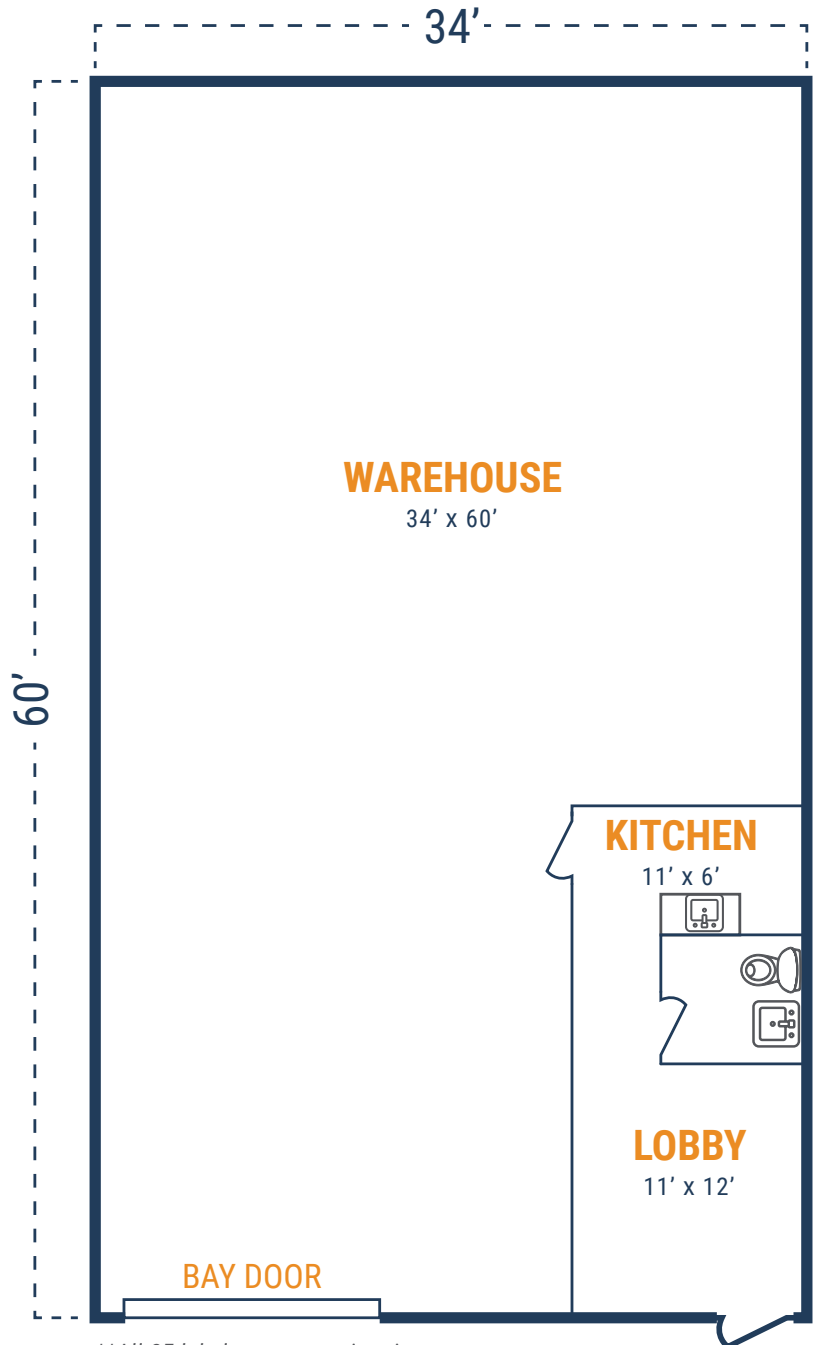
281.504.7460
THOMAS.PFEIFER@FORT-COMPANIES.COM

This information is deemed reliable, however, Fort Capital makes no guarantee, warranties, or representations as to the completeness or accuracy thereof.



FLOOR PLAN – AVAILABLE IMMEDIATELY

- » 2,053 SF Total Available
- » 264 SF Office
- » 1,789 SF Warehouse
- » (1) 12' x 14' Grade Level Door



***All SF labels are approximations*

RYAN YOUNG

281.584.3320
RYAN.YOUNG@FORT-COMPANIES.COM

THOMAS PFEIFER

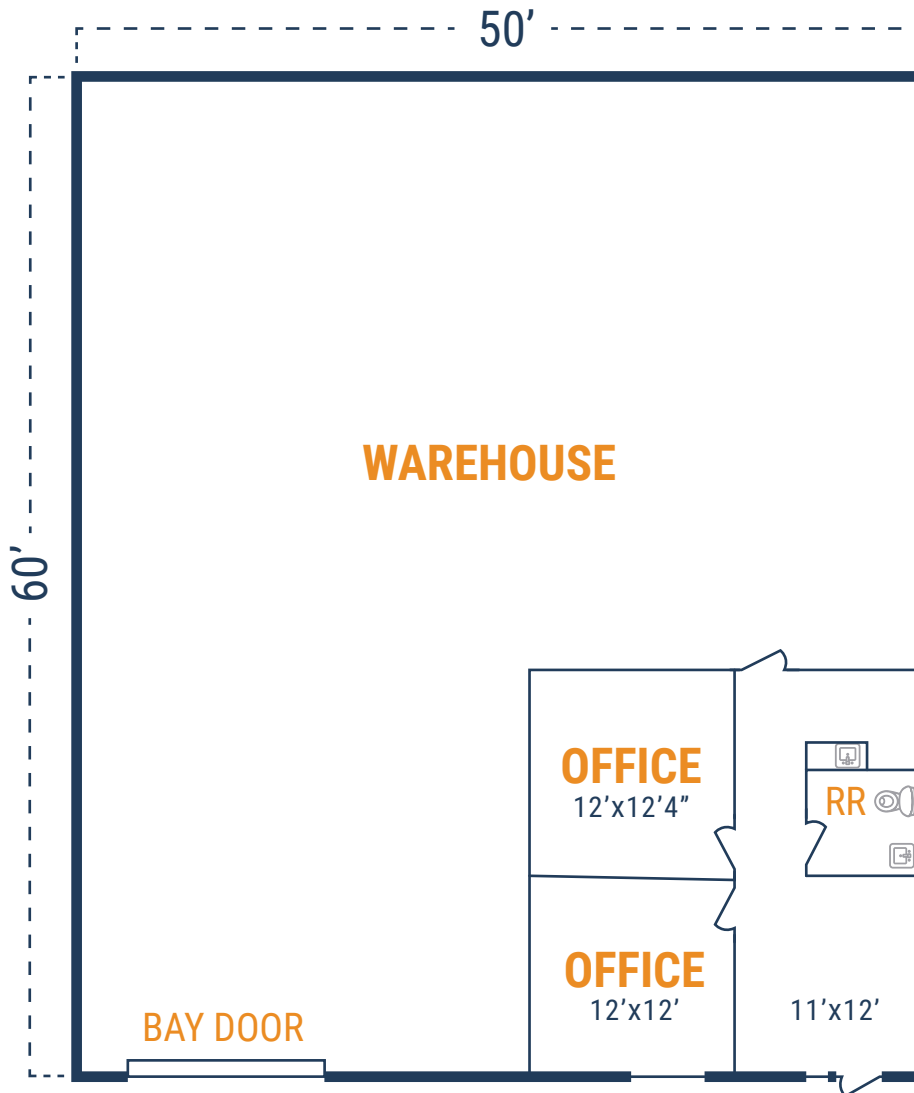
281.504.7460
THOMAS.PFEIFER@FORT-COMPANIES.COM

This information is deemed reliable, however, Fort Capital makes no guarantee, warranties, or representations as to the completeness or accuracy thereof.



FLOOR PLAN – AVAILABLE APRIL

- » 3,019 SF Total Available
- » 211 SF Office
- » 2,808 SF Warehouse
- » (1) 12' x 14' Grade Level Door



RYAN YOUNG

281.584.3320
RYAN.YOUNG@FORT-COMPANIES.COM

THOMAS PFEIFER

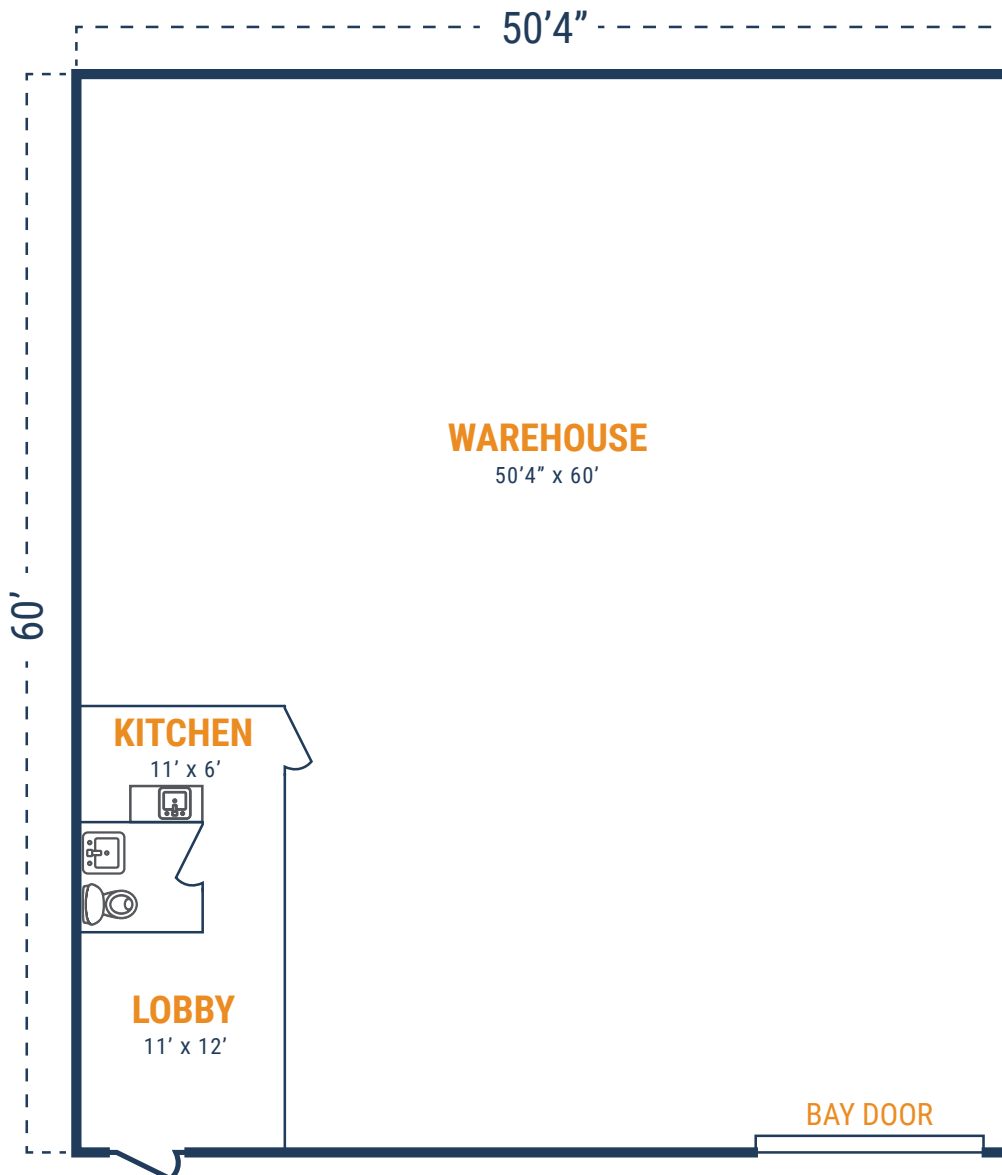
281.504.7460
THOMAS.PFEIFER@FORT-COMPANIES.COM

This information is deemed reliable, however, Fort Capital makes no guarantee, warranties, or representations as to the completeness or accuracy thereof.



FLOOR PLAN – AVAILABLE IMMEDIATELY

- » 3,019 SF Total Available
- » 264 SF Office
- » 2,755 SF Warehouse
- » (1) 12' x 14' Grade Level Door



**All SF labels are approximations

RYAN YOUNG

281.584.3320
RYAN.YOUNG@FORT-COMPANIES.COM

THOMAS PFEIFER

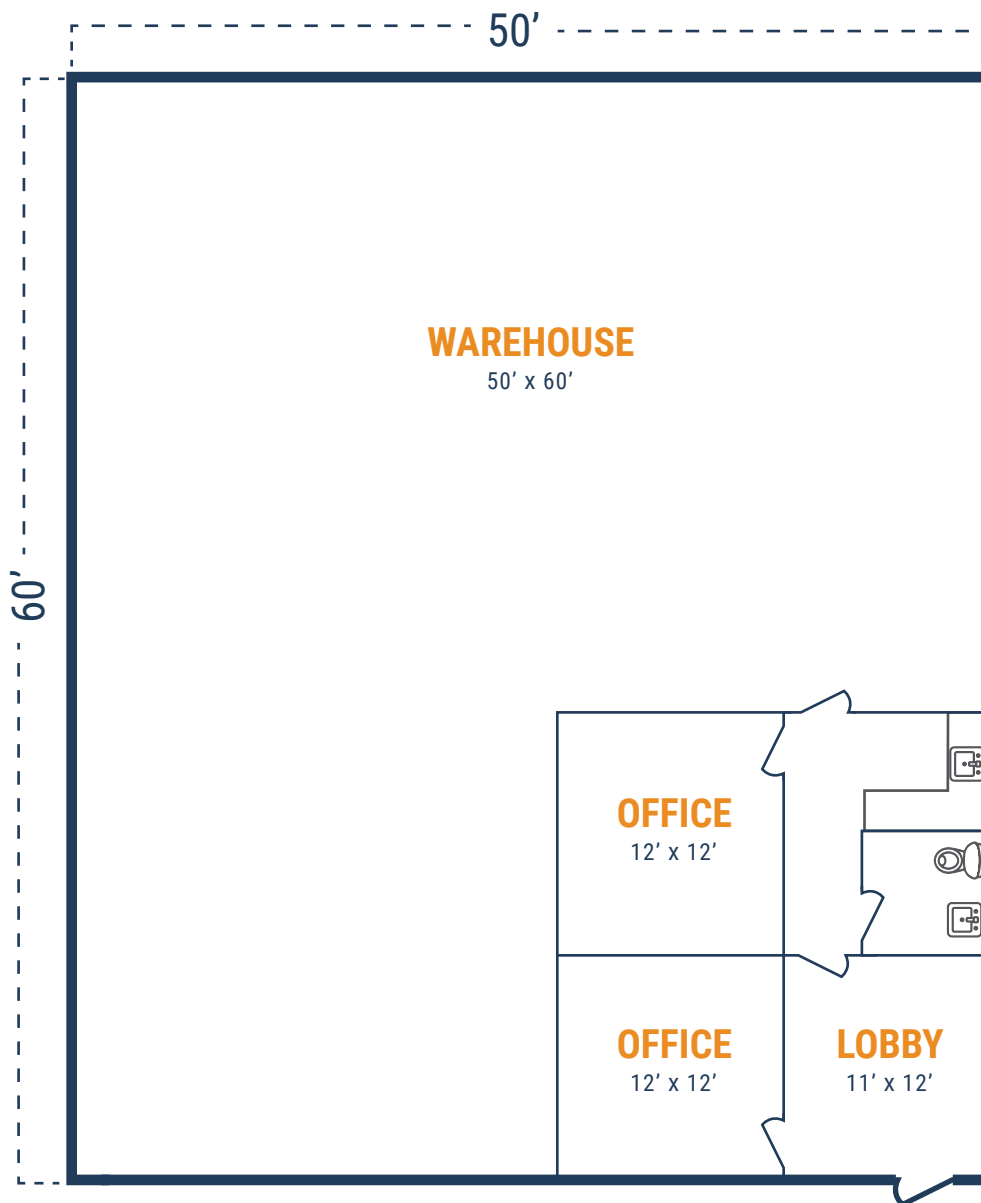
281.504.7460
THOMAS.PFEIFER@FORT-COMPANIES.COM

This information is deemed reliable, however, Fort Capital makes no guarantee, warranties, or representations as to the completeness or accuracy thereof.



FLOOR PLAN – AVAILABLE IMMEDIATELY

- » 3,019 SF Total Available
- » 552 SF Office
- » 2,467 SF Warehouse
- » (1) 12' x 14' Grade Level Door



***All SF labels are approximations*

RYAN YOUNG

281.584.3320
RYAN.YOUNG@FORT-COMPANIES.COM

THOMAS PFEIFER

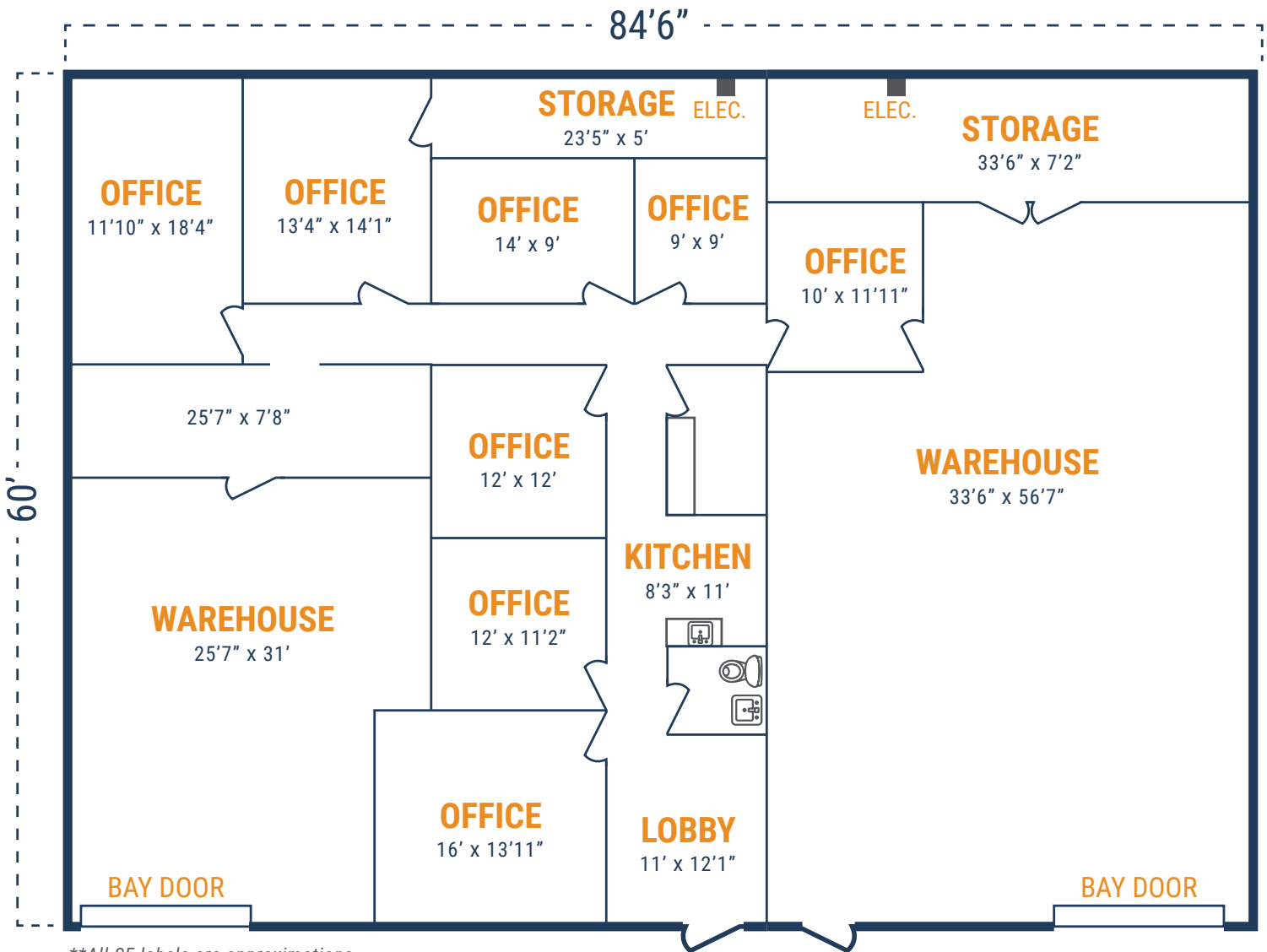
281.504.7460
THOMAS.PFEIFER@FORT-COMPANIES.COM

This information is deemed reliable, however, Fort Capital makes no guarantee, warranties, or representations as to the completeness or accuracy thereof.



FLOOR PLAN – AVAILABLE IMMEDIATELY

- » 5,080 SF Total Available
- » 2,180 SF Office
- » 2,900 SF Warehouse
- » (2) 12' x 14' Grade Level Doors



**All SF labels are approximations

RYAN YOUNG

281.584.3320
RYAN.YOUNG@FORT-COMPANIES.COM

THOMAS PFEIFER

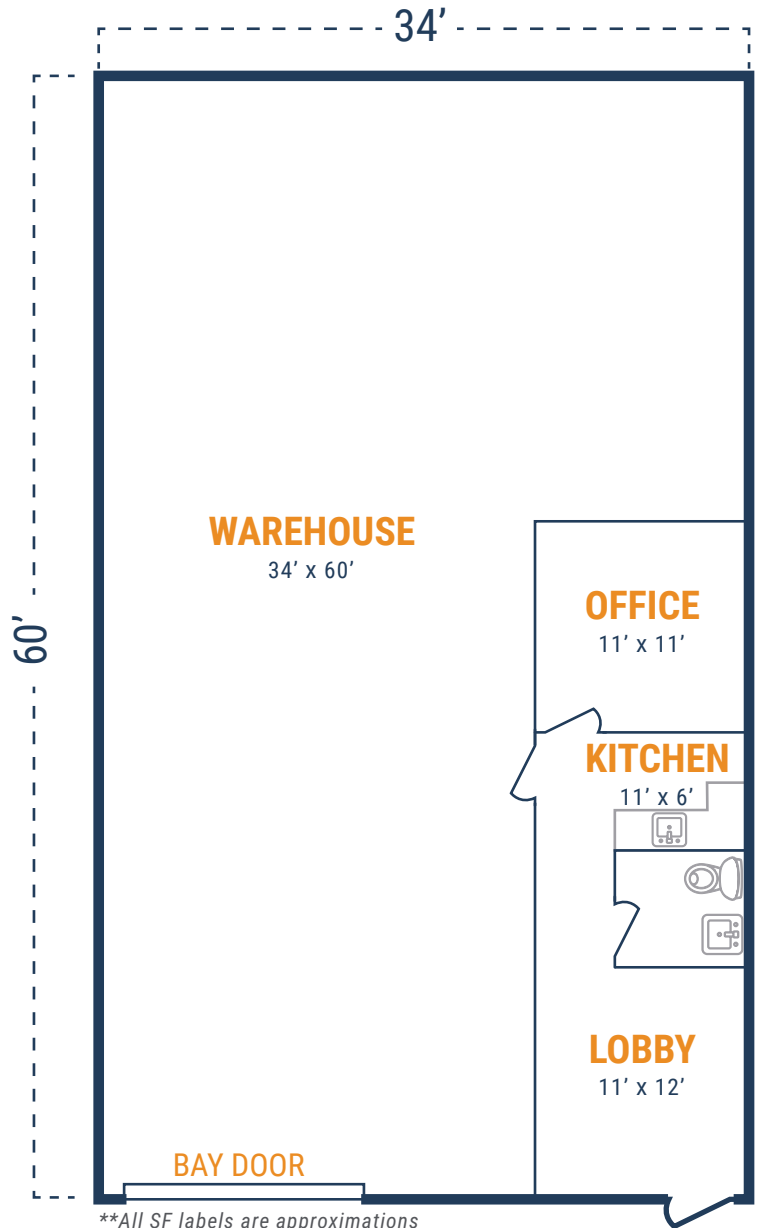
281.504.7460
THOMAS.PFEIFER@FORT-COMPANIES.COM

This information is deemed reliable, however, Fort Capital makes no guarantee, warranties, or representations as to the completeness or accuracy thereof.



FLOOR PLAN – AVAILABLE IMMEDIATELY

- » 2,059 SF Total Available
- » 407 SF Office
- » 1,652 SF Warehouse
- » (1) 12' x 14' Grade Level Door



RYAN YOUNG

281.584.3320
RYAN.YOUNG@FORT-COMPANIES.COM

THOMAS PFEIFER

281.504.7460
THOMAS.PFEIFER@FORT-COMPANIES.COM

This information is deemed reliable, however, Fort Capital makes no guarantee, warranties, or representations as to the completeness or accuracy thereof.