

HEMPSTEAD 1960 BUSINESS CENTER

20220 HEMPSTEAD ROAD, HOUSTON, TX 77065



NORTHWEST SUBMARKET



GREAT ACCESS TO HWY 6/FM 1960, US-290, AND HEMPSTEAD



18'-23' CLEAR HEIGHT



TENANT-CONTROLLED HVAC



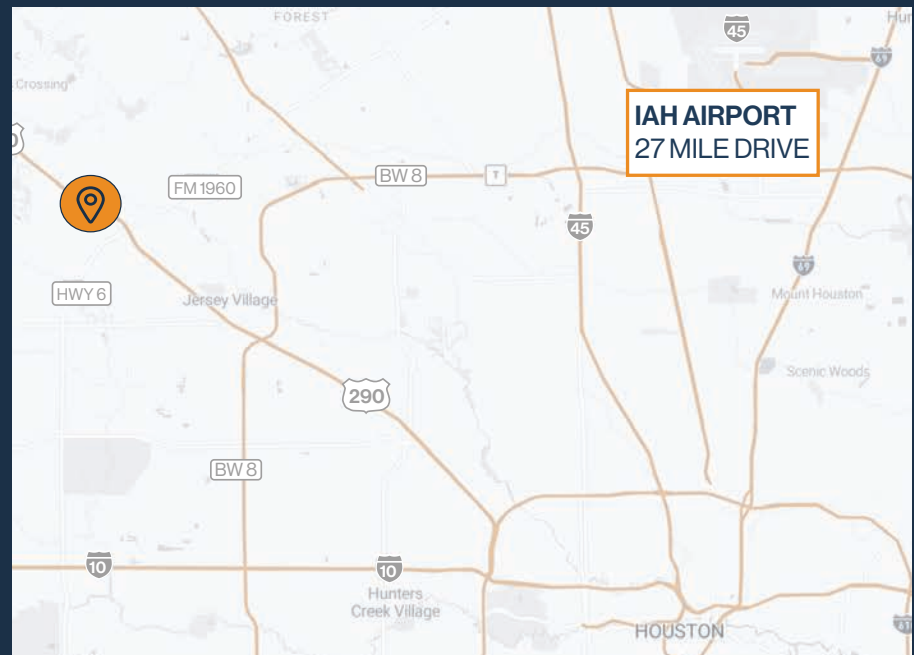
12' X 14' GRADE-LEVEL LOADING



18-WHEELER ACCESSIBLE



2,053 SF - 7,353 SF SUITES AVAILABLE



RYAN YOUNG

281.584.3320

RYAN.YOUNG@FORT-COMPANIES.COM

THOMAS PFEIFER

281.504.7460

THOMAS.PFEIFER@FORT-COMPANIES.COM





SITE PLAN



RYAN YOUNG

281.584.3320

RYAN.YOUNG@FORT-COMPANIES.COM

THOMAS PFEIFER

281.504.7460

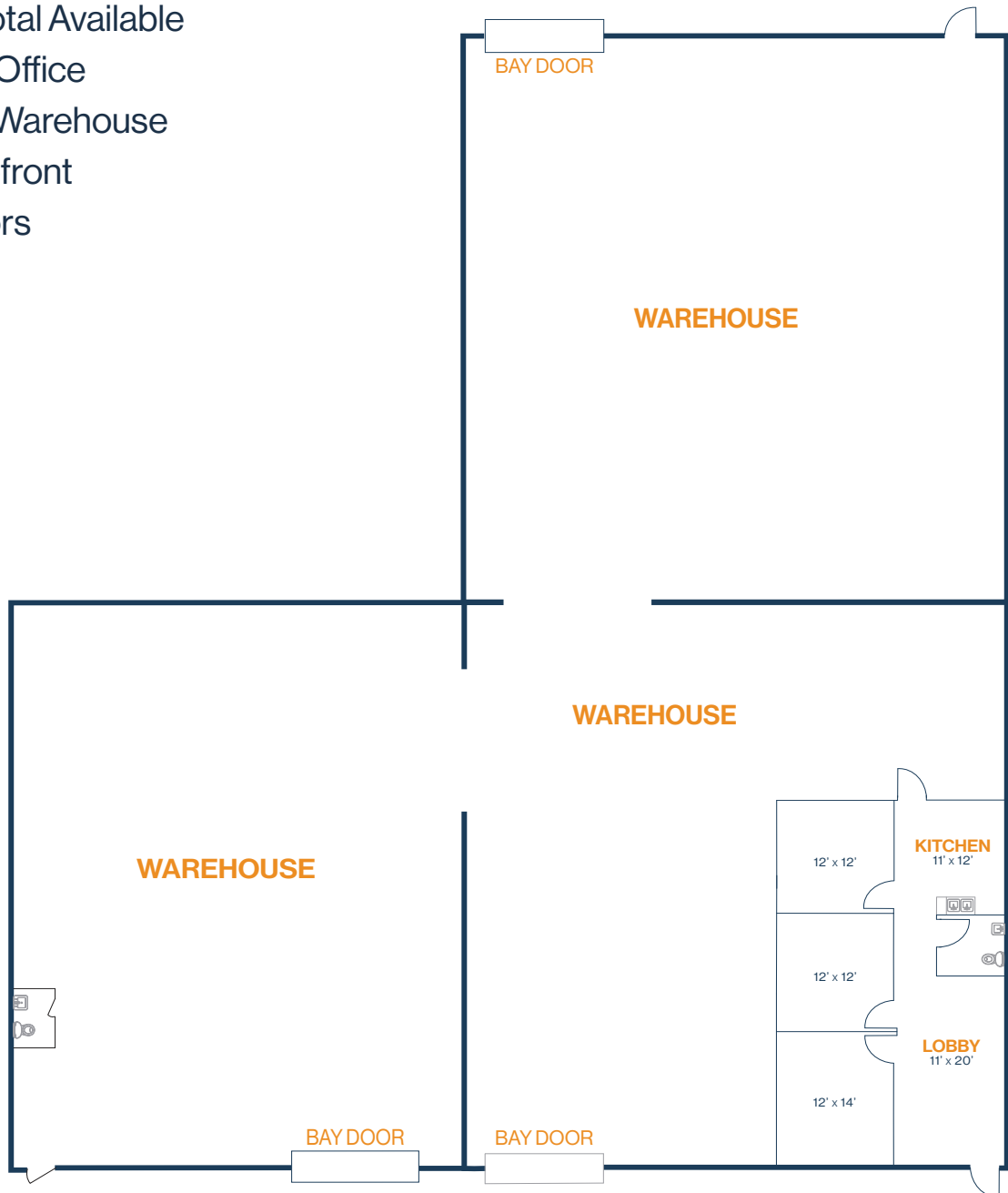
THOMAS.PFEIFER@FORT-COMPANIES.COM

This information is deemed reliable, however, Fort makes no guarantee, warranties, or representations as to the completeness or accuracy thereof.



FLOOR PLAN — AVAILABLE IMMEDIATELY

- » 11,779 SF Total Available
 - » 1,848 SF Office
 - » 9,931 SF Warehouse
- » Glass Storefront
- » (3) Bay Doors



RYAN YOUNG

281.584.3320

RYAN.YOUNG@FORT-COMPANIES.COM

THOMAS PFEIFER

281.504.7460

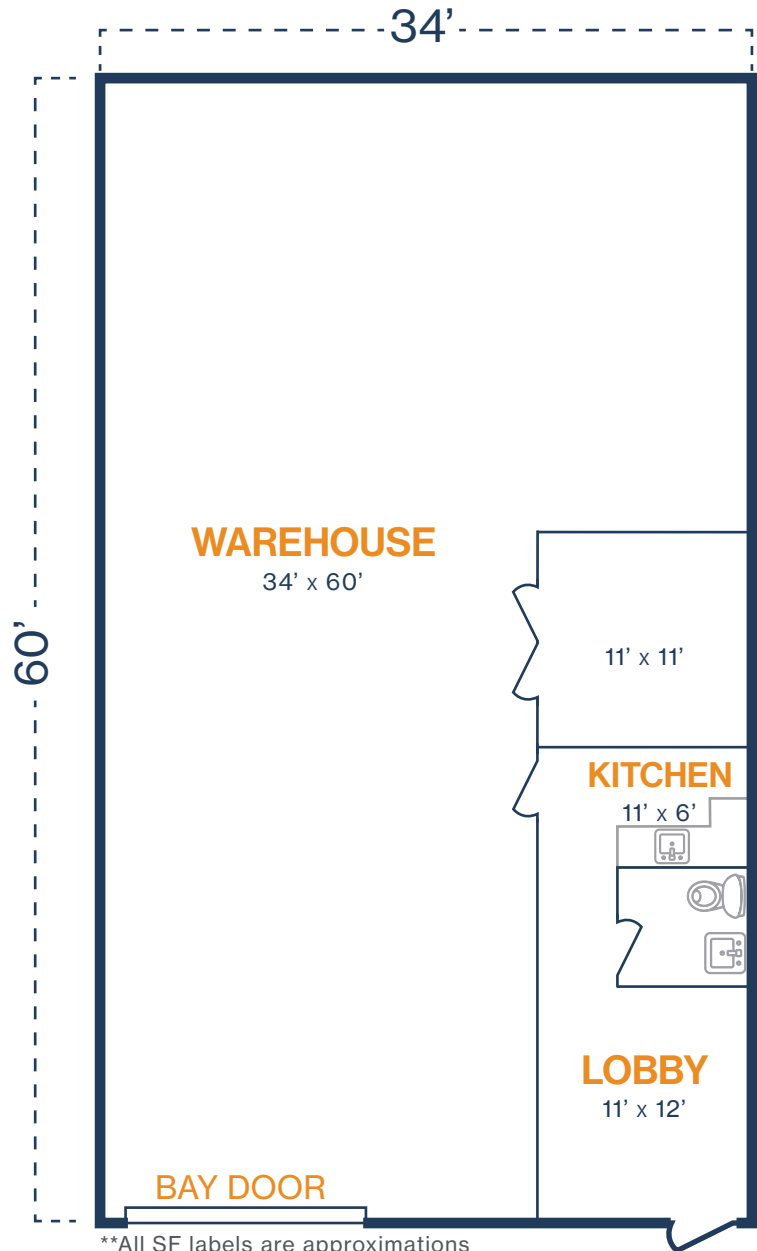
THOMAS.PFEIFER@FORT-COMPANIES.COM

This information is deemed reliable, however, Fort makes no guarantee, warranties, or representations as to the completeness or accuracy thereof.



FLOOR PLAN — AVAILABLE IMMEDIATELY

- » 2,053 SF Total Available
- » 410 SF Office
- » 1,643 SF Warehouse
- » Glass Storefront
- » (1) 12' x 14' Grade Level Door



RYAN YOUNG

281.584.3320

RYAN.YOUNG@FORT-COMPANIES.COM

THOMAS PFEIFER

281.504.7460

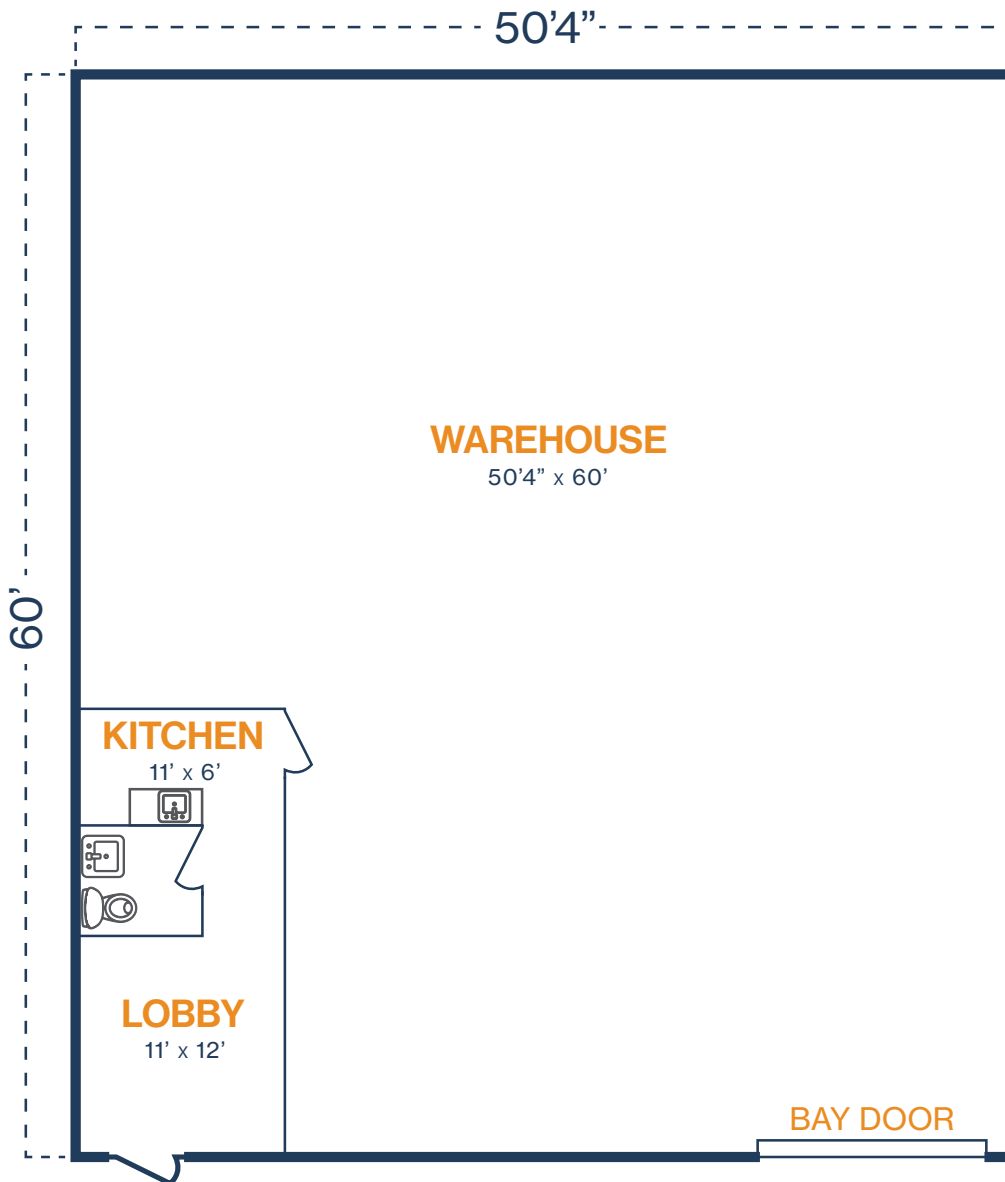
THOMAS.PFEIFER@FORT-COMPANIES.COM

This information is deemed reliable, however, Fort makes no guarantee, warranties, or representations as to the completeness or accuracy thereof.



FLOOR PLAN — AVAILABLE IMMEDIATELY

- » 3,019 SF Total Available
- » 2,755 SF Warehouse
- » 264 SF Office
- » (1) 12' x 14' Grade Level Door



**All SF labels are approximations

RYAN YOUNG

281.584.3320

RYAN.YOUNG@FORT-COMPANIES.COM

THOMAS PFEIFER

281.504.7460

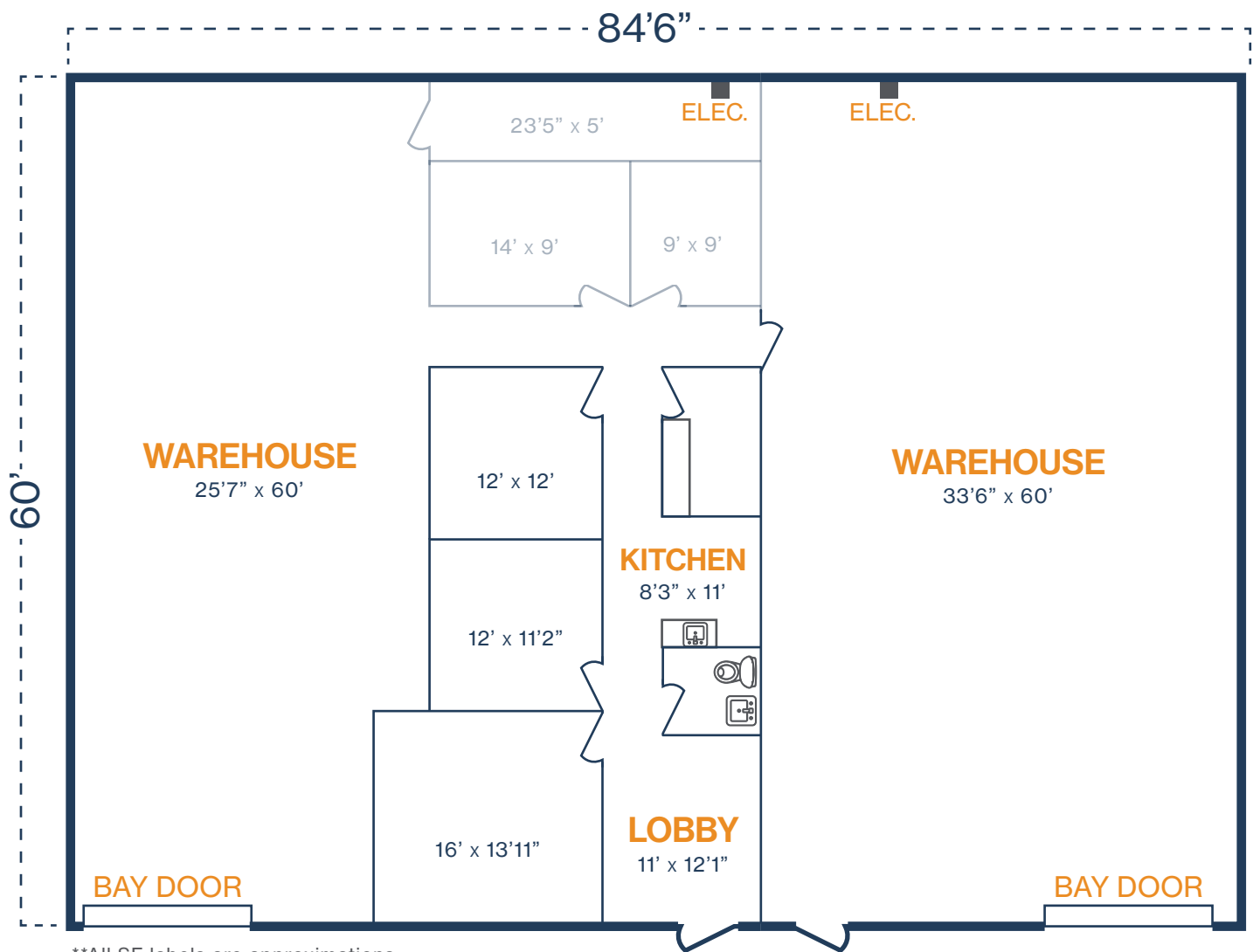
THOMAS.PFEIFER@FORT-COMPANIES.COM

This information is deemed reliable, however, Fort makes no guarantee, warranties, or representations as to the completeness or accuracy thereof.



FLOOR PLAN — AVAILABLE IMMEDIATELY

- » 5,080 SF Total Available
- » (2) 12' x 14' Grade Level Doors



**All SF labels are approximations

RYAN YOUNG

281.584.3320

RYAN.YOUNG@FORT-COMPANIES.COM

THOMAS PFEIFER

281.504.7460

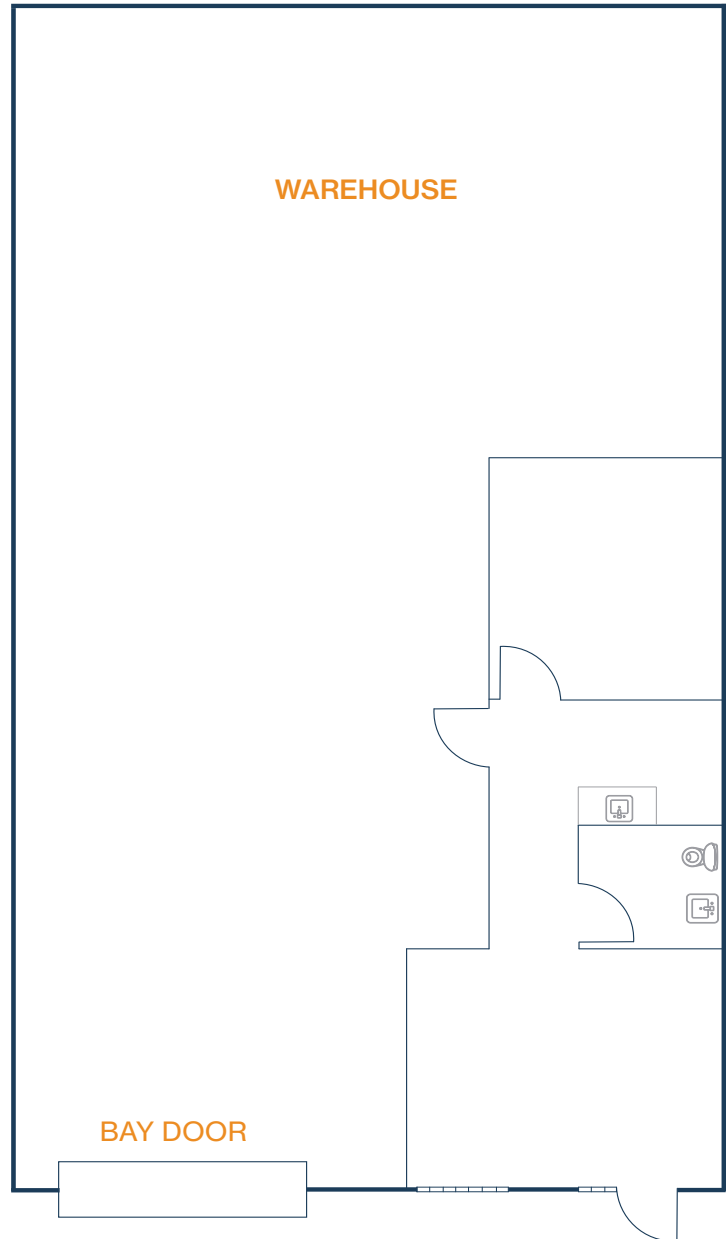
THOMAS.PFEIFER@FORT-COMPANIES.COM

This information is deemed reliable, however, Fort makes no guarantee, warranties, or representations as to the completeness or accuracy thereof.



FLOOR PLAN — AVAILABLE IMMEDIATELY

- » 2,059 SF Total Available
- » 410 SF Office
- » 1,649 SF Warehouse
- » (1) 12' x 14' Grade Level Doors
- » Glass Storefront



RYAN YOUNG

281.584.3320

RYAN.YOUNG@FORT-COMPANIES.COM

THOMAS PFEIFER

281.504.7460

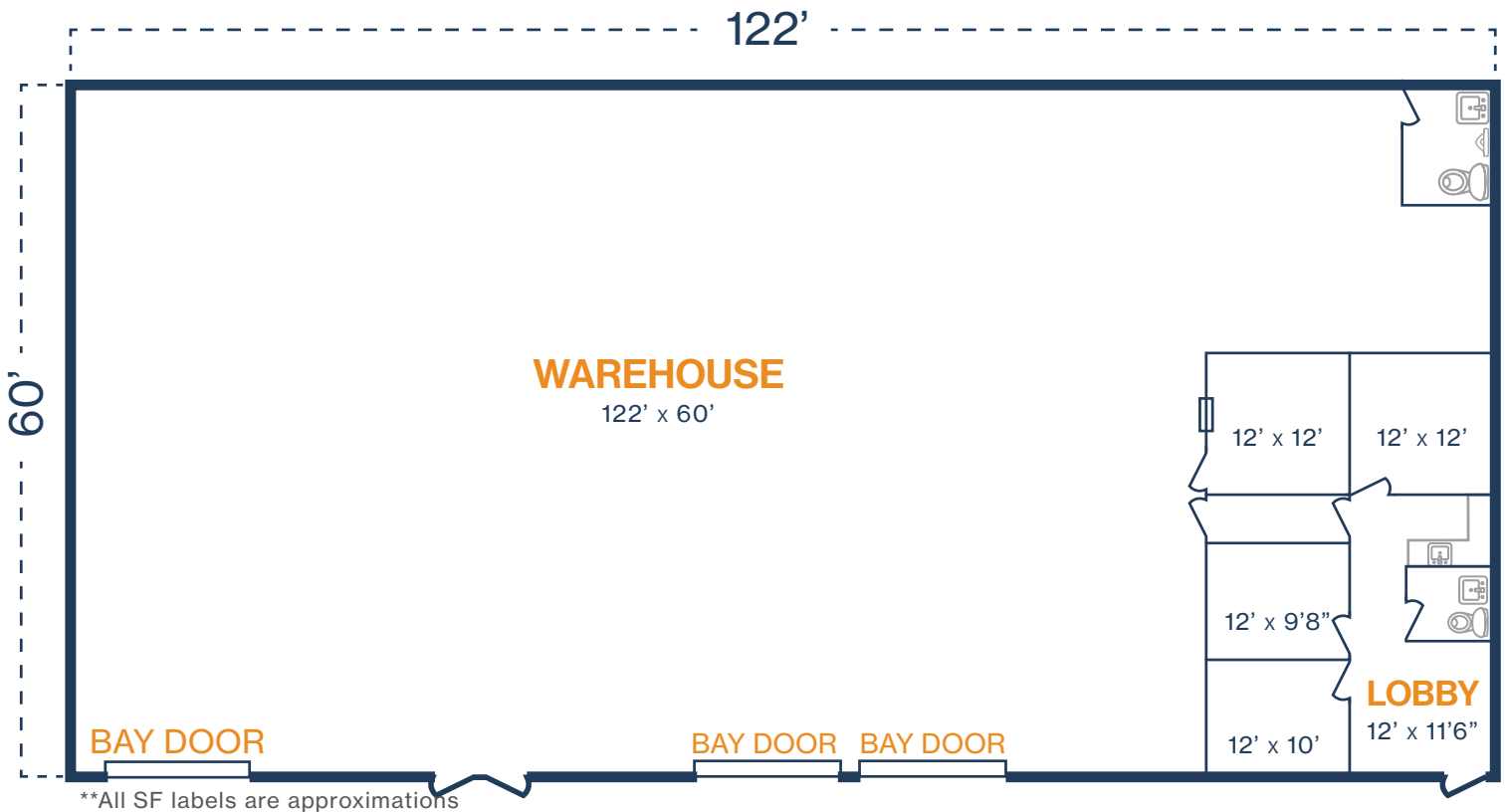
THOMAS.PFEIFER@FORT-COMPANIES.COM

This information is deemed reliable, however, Fort makes no guarantee, warranties, or representations as to the completeness or accuracy thereof.



FLOOR PLAN — AVAILABLE IMMEDIATELY

- » 7,353 SF Total Available
- » Glass Storefront



RYAN YOUNG

281.584.3320

RYAN.YOUNG@FORT-COMPANIES.COM

THOMAS PFEIFER

281.504.7460

THOMAS.PFEIFER@FORT-COMPANIES.COM

This information is deemed reliable, however, Fort makes no guarantee, warranties, or representations as to the completeness or accuracy thereof.