

# HEMPSTEAD INDUSTRIAL PARK

10612 – 10616 HEMPSTEAD ROAD, HOUSTON, TX 77092



**NORTHWEST SUBMARKET**



**GREAT ACCESS TO I-610,  
US-290, AND HEMPSTEAD**



**20' CROWN HEIGHT**



**TENANT-CONTROLLED HVAC**



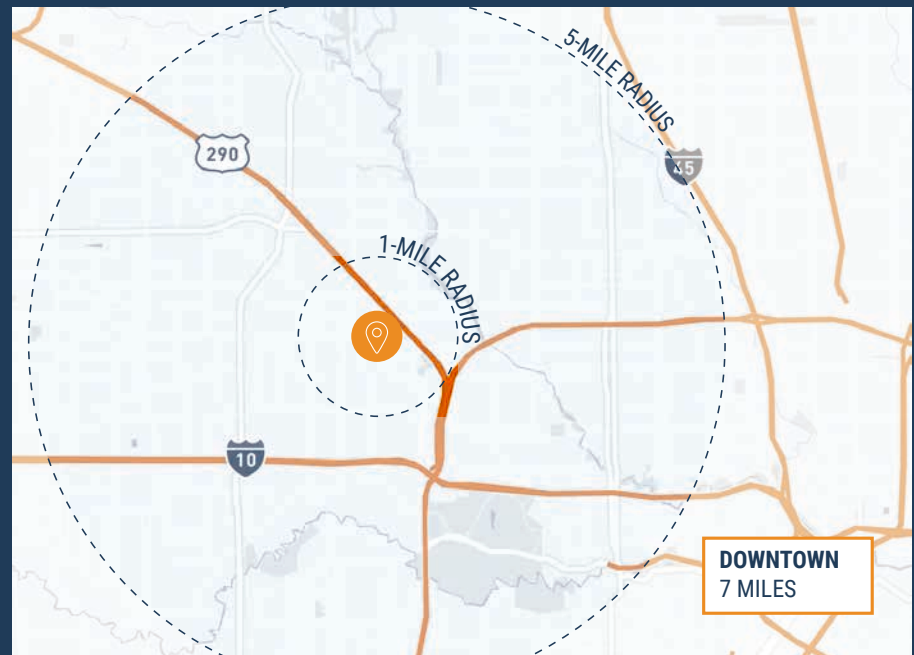
**GRADE-LEVEL LOADING**



**FENCED OUTSIDE STORAGE**



**5,000 SF – 10,000 SF  
SUITES AVAILABLE**



**THOMAS PFEIFER**



281.504.7460



THOMAS.PFEIFER@FORT-COMPANIES.COM



FORT CAPITAL

*This information is deemed reliable, however, Fort Capital makes no guarantee, warranties, or representations as to the completeness or accuracy thereof.*



FORT CAPITAL

# HEMPSTEAD INDUSTRIAL PARK

10612 – 10616 Hempstead Rd  
Houston, TX 77092

## SITE PLAN



### THOMAS PFEIFER



281.504.7460



THOMAS.PFEIFER@FORT-COMPANIES.COM

*This information is deemed reliable, however, Fort Capital makes no guarantee, warranties, or representations as to the completeness or accuracy thereof.*



FORT CAPITAL

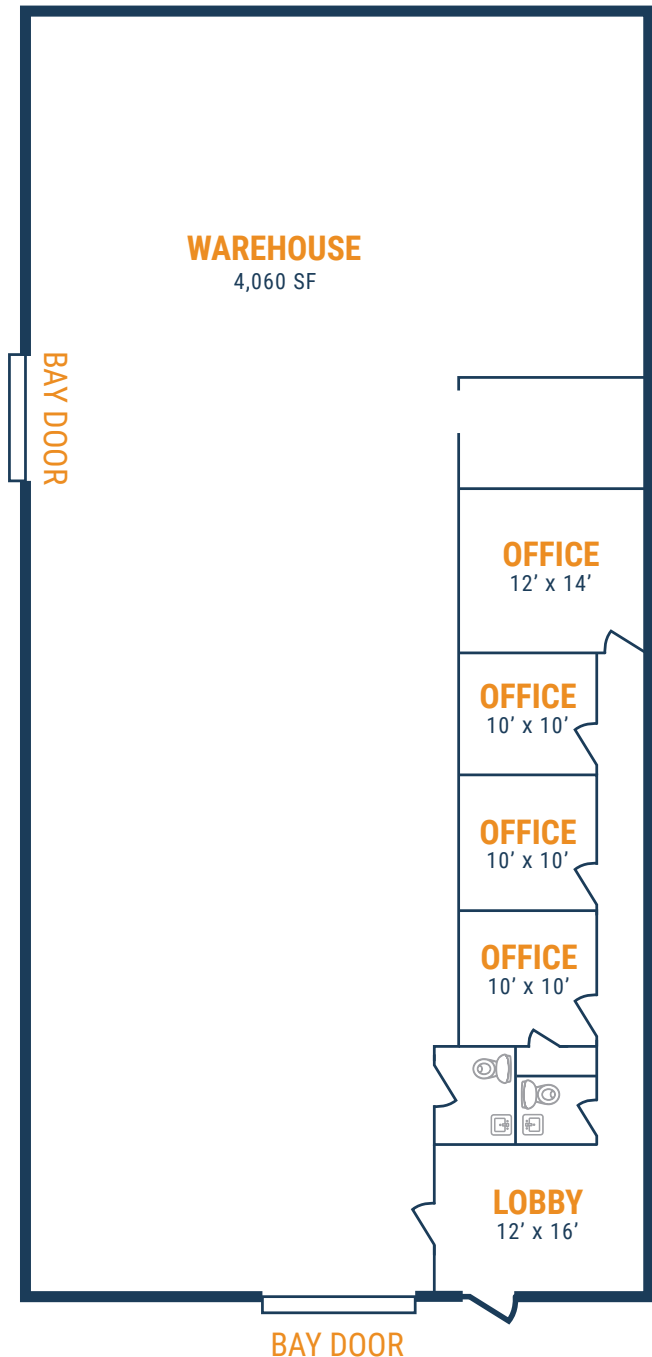
# HEMPSTEAD INDUSTRIAL PARK

10612 Hempstead Rd, Suite 10612-D

Houston, TX 77092

## FLOOR PLAN – AVAILABLE IMMEDIATELY

- » 5,000 SF Total Available
- » 940 SF Office
- » 4,060 SF Warehouse
- » (2) Grade-Level Doors
- » 2,600 SF Fenced Yard\*\*



\*\*All SF labels are approximations

**THOMAS PFEIFER**



281.504.7460



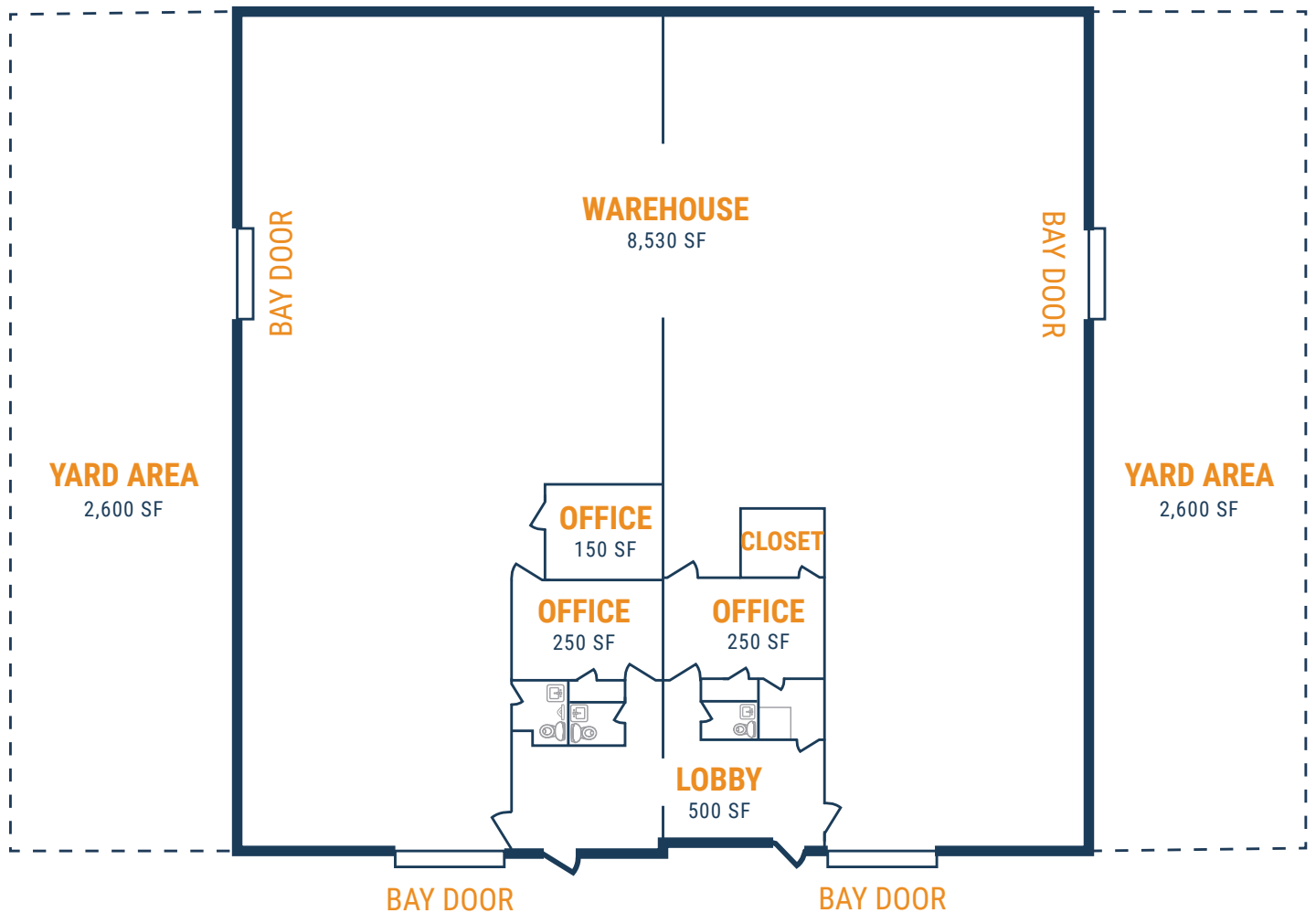
THOMAS.PFEIFER@FORT-COMPANIES.COM

*This information is deemed reliable, however, Fort Capital makes no guarantee, warranties, or representations as to the completeness or accuracy thereof.*



## FLOOR PLAN – AVAILABLE IMMEDIATELY

- » 10,000 SF Total Available
- » 1,470 SF Office
- » 8,530 SF Warehouse
- » (4) Grade-Level Doors
- » 2,600 SF Fenced Yard\*\*



*\*\*All SF labels are approximations*

**THOMAS PFEIFER**



281.504.7460

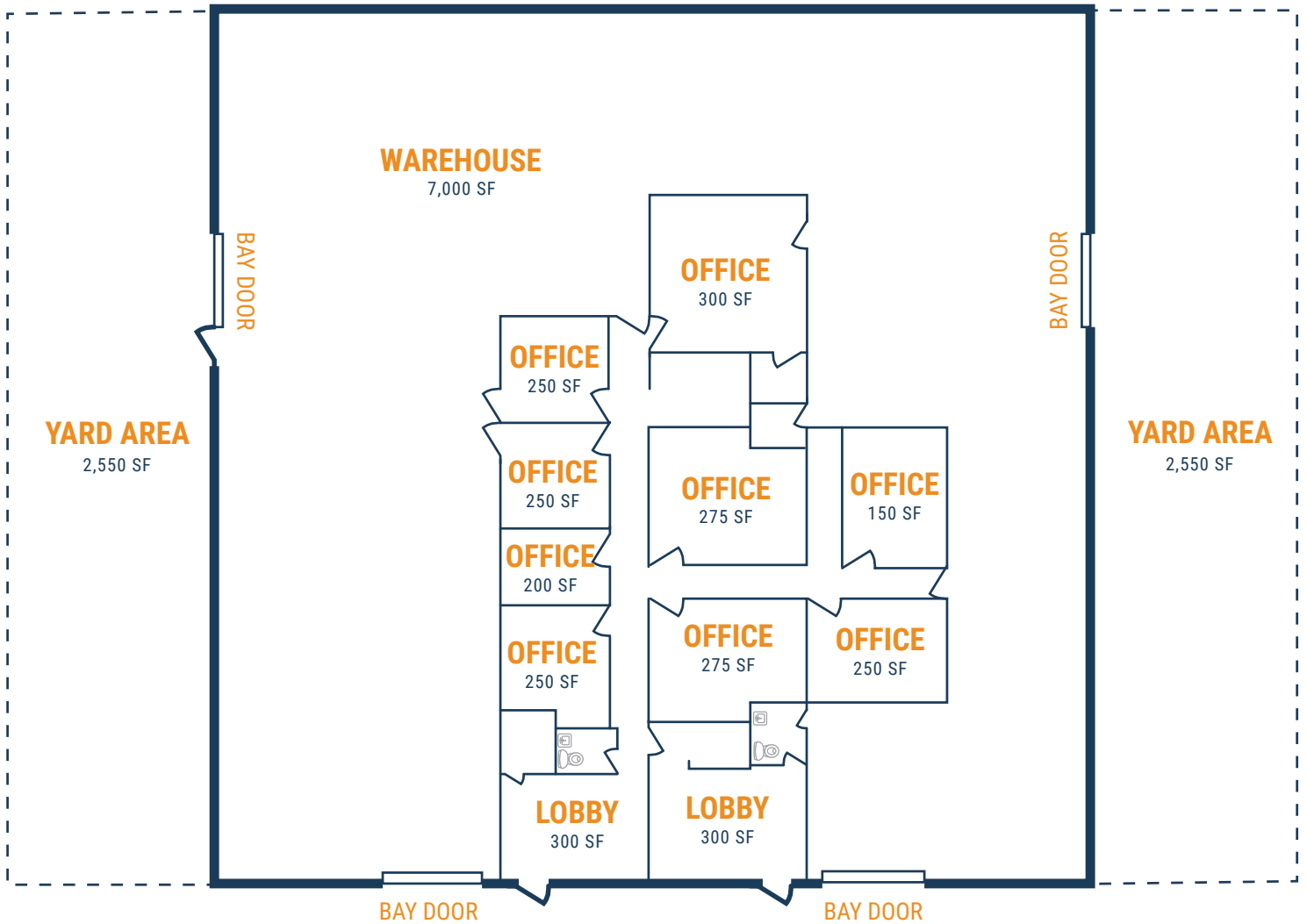


THOMAS.PFEIFER@FORT-COMPANIES.COM



## FLOOR PLAN – AVAILABLE IMMEDIATELY

- » 10,000 SF Total Available
- » 3,000 SF Office
- » 7,000 SF Warehouse
- » (4) Grade-Level Doors



\*\*All SF labels are approximations

**THOMAS PFEIFER**



281.504.7460

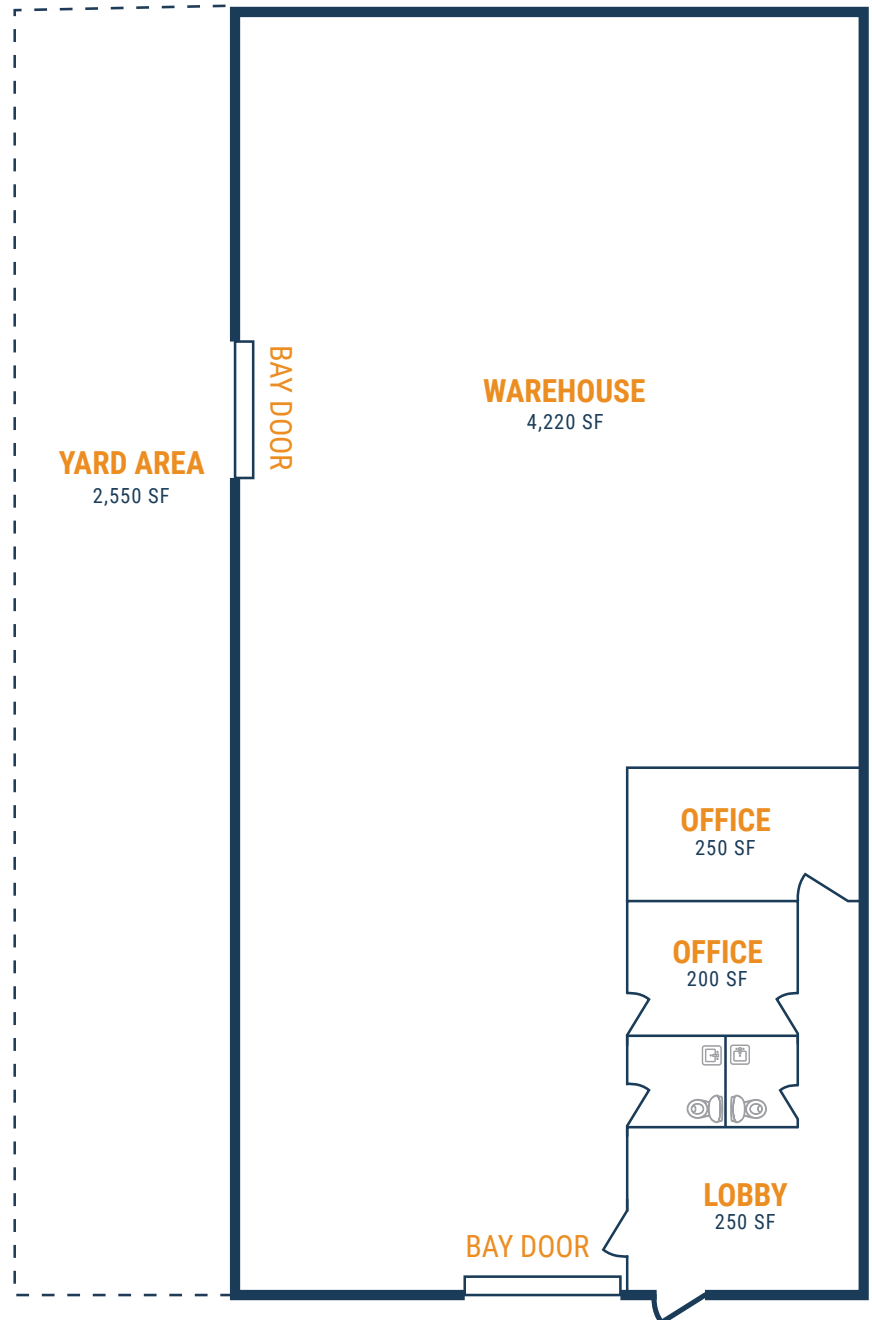


THOMAS.PFEIFER@FORT-COMPANIES.COM



## FLOOR PLAN – AVAILABLE IMMEDIATELY

- » 5,000 SF Total Available
- » 780 SF Office
- » 4,220 SF Warehouse
- » (2) Grade-Level Doors



\*\*All SF labels are approximations

**THOMAS PFEIFER**



281.504.7460

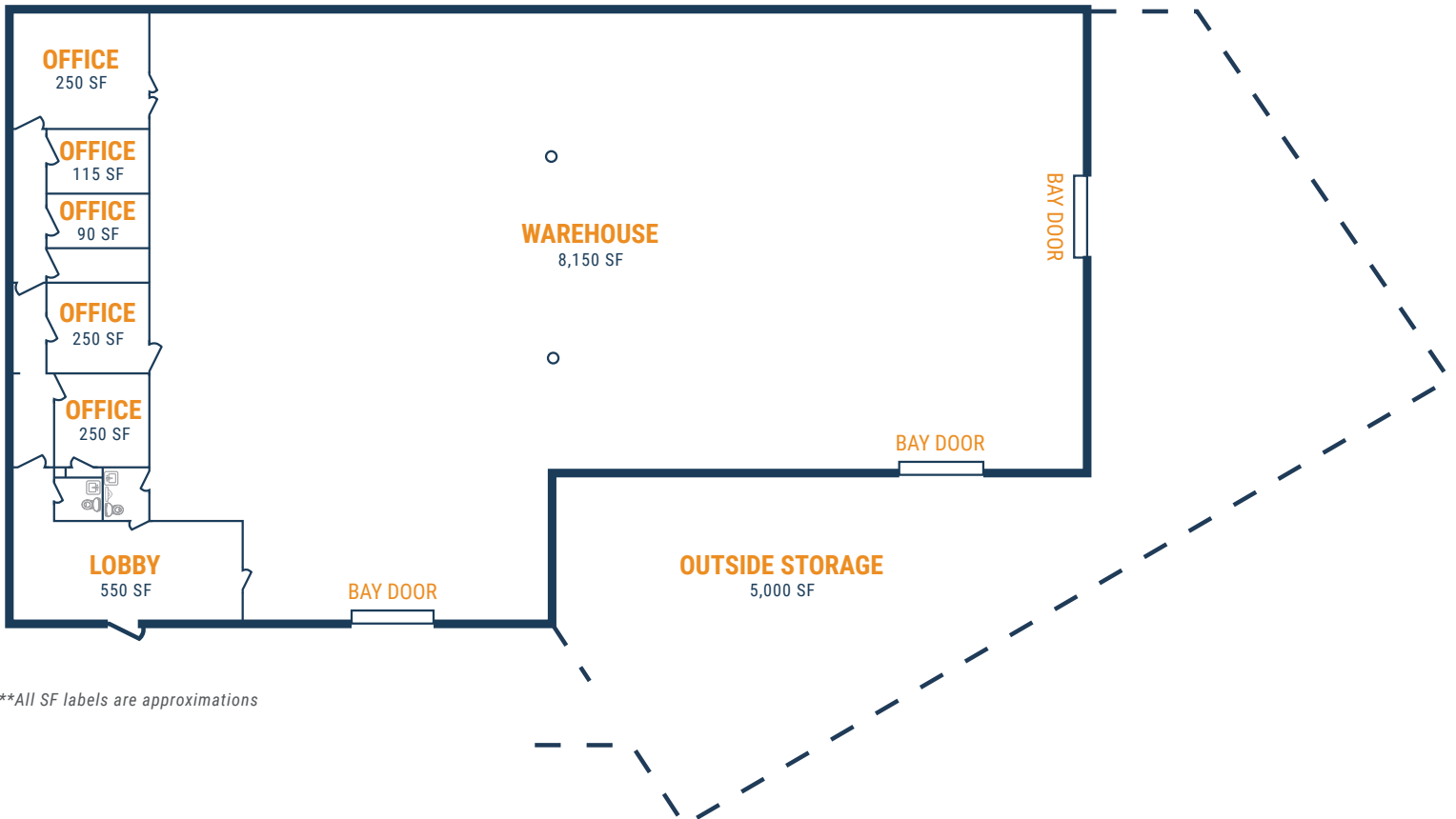


THOMAS.PFEIFER@FORT-COMPANIES.COM



## FLOOR PLAN – AVAILABLE IMMEDIATELY

- » 9,800 SF Total Available
- » 1,650 SF Office
- » 8,150 SF Warehouse
- » (3) Grade-Level Doors
- » 5,000 SF Outside Storage



\*\*All SF labels are approximations

**THOMAS PFEIFER**



281.504.7460



THOMAS.PFEIFER@FORT-COMPANIES.COM